

# Thesis Format & Example, National Chiao Tung University

Revised August, 2006

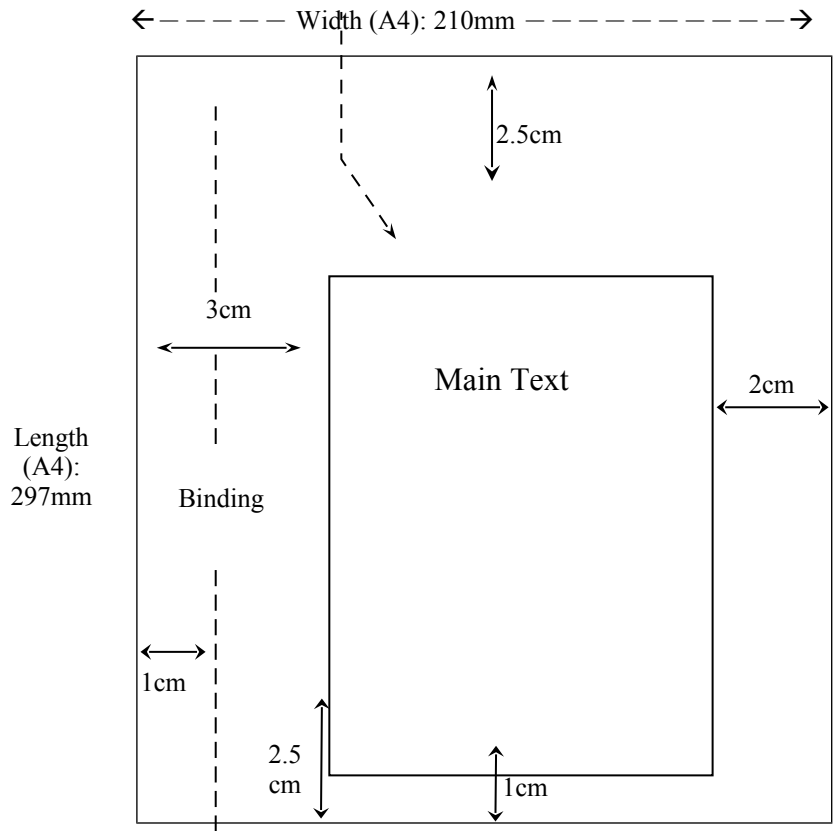
## I. Binding Order

- |   |                      |                             |
|---|----------------------|-----------------------------|
| 1. Front Cover                                  | 7. English Abstract  | 13. Main Text of the Thesis |
| 2. Inside Cover                                 | 8. Acknowledgement   | 14. Bibliographies          |
| 3. Power of Attorney                            | 9. Table of Contents | 15. Appendices              |
| 4. Recommendation from Advisor                  | 10. List of Tables   | 16. Autobiography (or CV)   |
| 5. Verification from Oral Examination Committee | 11. List of Figures  | 17. Back Cover              |
| 6. Chinese Abstract                             | 12. Symbols          |                             |

## II. Specifications

1. Front Cover: Containing Name of Department, Academic Degree, Title of Thesis (in both Chinese and English), Name of Advisor, Name of Student, Date of Submission (see Appendix 1).
2. Inside Cover: Including Thesis Title (Chinese and English), Student's Name (Chinese and English), Advisor's Name (Chinese and English), University's Name, Department's Name, Degree, and Location of Thesis Submitted, Submission Date (see Appendix 2).
3. Power of Attorney: See Appendix 3-1. The "Dissertations and Theses Upload System" will automatically generate Authorization of Copyright to E-version of Doctoral/Master's Thesis.
4. Recommendation from Doctoral Thesis Advisor: Optional
5. Verification from Oral Examination Committee: See Appendix 4. Beware: Change of academic degree.
6. English Abstract: Containing purposes, sources, methods, and results of the research in approximately 500 ~ 1000 words, one page only (see Appendix 5).
7. Size and Paper Quality Requirement: A4 size (210mm × 297mm). Over 150 (g/m<sup>2</sup>) burlap-lined or bristol-board papers for cover and back cover. Departments can choose colors.
8. Margins: 2.5cm for top margin, 3cm for left margin, 2cm for right margin, and 2.5cm for bottom margin. Central page number at 1.5cm from bottom (see Figure 1 below).
9. Fonts: The main text should be in Chinese from left to right. Citations in foreign languages shall be put in brackets “( )”.
10. Pagination: (1) Chinese abstract, tables & charts in lowercased Roman numerals (i, ii, iii, etc.) consecutively. (2) Chapters and Appendices in numbers (1, 2, 3, etc.) consecutively.
11. Binding: Left-side binding. Book spine should display Graduation Year, Academic Degree, Thesis Title, Names of University, College, and Department, Student's Name (see Appendix 12).

12. Online Filing of Thesis Reference and Main Text: according to university regulations, thesis reference and the main text should be filed online. See <http://www.lib.nctu.edu.tw/etd> for details.
13. Submission: at least two copies should be submitted after completion of the oral examination. One copy to Registrar Division (passed on to National Central Library), another to university library for hardback binding and display, the rest are optional according to departments.



### III. Detailed Writing Principles:

Figure 1: Examples of Text Size and Typing Range

Table of Contents		Page
Chinese Abstract		
English Abstract		
Acknowledgement		
Table of Contents		
List of Tables		
List of Figures		
Symbols		
I.	Introduction	
II.	Research Methods	
2.1	xxxx	
2.1.1	xxx	
2.1.2	xxxxxx	
III.	Theories	
3.1	xxxxx	
3.2	xx	
IV.	Experiments	
V.	Conclusion	
VI.	xxx	
Reference		
Appendix 1		
Appendix 2		
Autobiography (or CV)		

Figure 2: Examples of Table of Contents

1. Table of Contents: chapter titles and numbers, section titles and numbers, and page numbers should be arranged following the 'Binding Order' in this Format & Example (see Figure 2).

2. Tables & Charts: Numbered together in sequential order, listed on one page (see Figure 3).

Tables	
Table 1 Classification of Shape Memory Alloy	30
Table 2 ×××	31
Table 3 ×××××	32

Figures	
Chart 1 Organization.....	10
Chart 2 ×××.....	12
Chart 3 ×××××.....	15

Figure 3: Examples of Tables and Charts

3. Symbols: all mathematical and/or special symbols used should be listed and illustrated on one page for reference. There is no need for individual numbering (see Appendix 8).
4. Main Text:
- (1) Chapter & Section Number: in numbers accordingly (I, II, etc.); sections in numbers accordingly (I, 1-1, 1-1-1, 1., (1), ①, etc.).
  - (2) Chapter Title and Section Order: (See Figure 4.)
    - ① Chapter Numbers and Names in the center at the top
    - ② Paragraphs and sections starting from the left of the page, indenting one or two spaces
    - ③ Numbers and names of sub-paragraphs presented by indenting a few spaces from the beginning of the line.

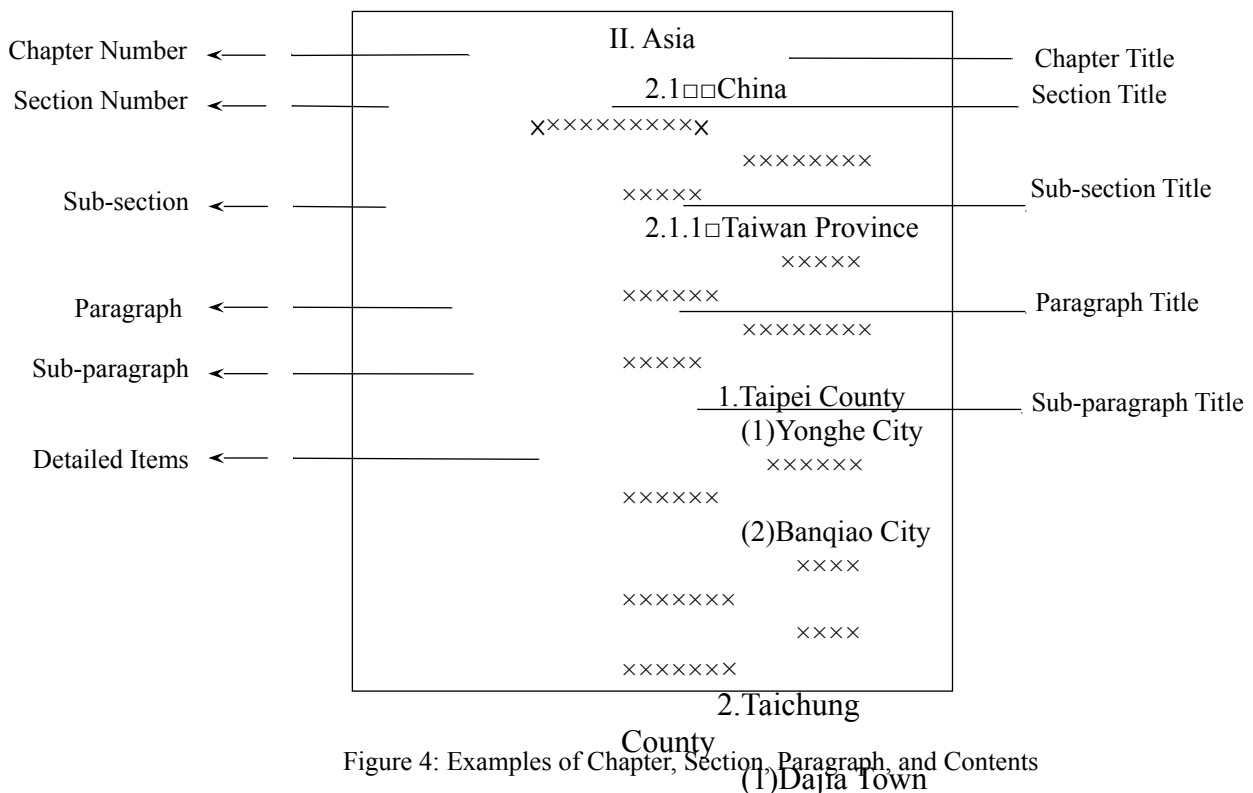


Figure 4: Examples of Chapter, Section, Paragraph, and Contents



-  
-  
-  
-  
-  
-  
-  
-  
-

- (6) Bibliographies: All citations, regardless of languages and chapters, should be sequentially numbered. The numbers in question are put in ‘[ ]’. Full bibliographical information should be enclosed after the main text.

Example: The model produced by Duncan [ 1 ] is the most frequently used one when designing  $\bar{x}$  control picture. The model works based on the following manufacturing process and some assumptions on incomes.

- (7) Tables and Figures Arrangement:

- ① Numbers and names of tables are placed above the table; numbers and names of figures below. Sources and illustrations, both tables and figures, are placed below.
- ② Numbers inside tables and figures should be word-processed or in technical lettering.

Table 1: ×××××

-----
-----
-----

Source: ××××

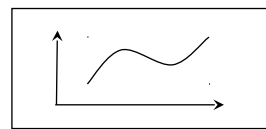


Figure 3: ×××××

Source: ××××

## 5. Bibliographies Arrangement

- (1) All bibliographies are listed on a new page after the main text according to their labeled numbers (see Appendix 9).

- (2) Sequence and Format:

- ① Books: Names underlined, formatted as below, information not provided can be

Author,	Co-author,	Co-author,	Book,	Volume,	Translator,	Edition
1	2	3	4	5	6	7
Book,	(Editor),	Publisher,			Location,	Year and Month
8	9	(or published by editor/s)		11		12
			10			

omitted.

Example: [ 1 ] 張起鈞，吳怡，中國哲學史話，四版，台北，著者發行，民國五十九年。

[ 2 ] Jelinek, F., Probabilistic Information Theory, McGraw-Hill, New York, 1968.

[ 3 ] 胡立人、張源涓、黃克東，數字化中文字彙，系統出版社，台北，民國六十六年。

Remark:

- a. If more than one author, follow the order in the original literature.
- b. If more than three authors, list the first author's name only followed

by“等”or “et al.”.

Example: 姚從吾等編著。M.W. Du, et al.

c. Authored by Institution and/or school treated as individual author.

Example: 中國圖書館學會，圖書館標準，正中書局，台北，民國五十四年。



- d. Same author with different books, author's name replaced with '—'.  
 Example: [ 1 ] 李期泰，外交學，正中書局，台北，民國五十一年。  
           [ 2 ] —，國際政治，正中書局，台北，民國五十二年。
- e. Author unknown, regarding book names as authors.  
 Example: [ 1 ] 北京大學五十週年紀念特刊，（〔北平？〕，出版者不詳  
           民國三十七年）。  
           [ 2 ] Sake, Nonpareil Press, Chicago, 1910.
- f. Translation Works  
 Example: [ 1 ] (德) 赫塞 (Herman Hesse) 著，鄉愁，陳曉南譯，新潮  
           文庫，台北，民國六十五年。  
           [ 2 ] Lissner, Ivar, The Living Past, Translated by J. Maxwell  
           Brownjohn, G. P. Putnam's Sons, New York, 1957.
- g. Author in pseudonym or courtesy names treated as names followed by real  
 names in ' [ ] '。  
 Example: [ 1 ] 孟瑤 [ 楊宗珍 ]，飛燕去來，再版，皇冠雜誌社，台北，  
           民國六十三年。  
           [ 2 ] Penrose, Elizabeth, Cartright (Mrs. Markben), A history of  
           France, John Murray, London, 1872.

② Journals and Essays: Names underlined. Chinese titles in “「」”；English titles in “ ”. Examples see below:

Author, Co-author, “Paper Title”, (News) Magazine, Volume, Volume				
1	2	3	(Journal and Volume)	5
4				
Page, Publisher, Year and Month				
6	7	8		

- Example: [ 1 ] 陳惠戎，「如何解決公務人員住的困難」，中國論壇，  
 38~42 頁，民國六十五年七月二十五日。  
 [ 2 ] Swanson Don. "Dialogue with a Catalogue", Library Quarterly,  
 34, pp. 13-25, December 1963.  
 [ 3 ] 陳永健，蔡中川，「計算機輔助之中文印刷系統」，科學發  
 展月刊，第三卷第七期，558~569 頁，66 年 7 月。

③ Conference Proceedings

Author, “Names of Paper”, Proceeding, Page, Conference Location, Country,					
1	2	(Conference)	4	5	6
3					
Year and Month					
7					

Example: 蔡中，「拓樸分析法之電性意義」，67 年度電子材料、元件及電子

電路技術研討會，A52~A57 頁，台北，民國 67 年 6 月 23 日。

④ Thesis

Author, "Thesis", University, Degree, Year and Month				
1	2	3	4	5

Example: 薛榮桃，「異長中文資料儲存法之研究」，國立交通大學，碩士論文，民國 67 年。

6. Appendices: New pages can be used as Appendices for copious data, inference, explanatory notes, and so forth, or rather long-winded literature, tables and figures (see Appendix 10).

# National Chiao Tung University

Department of Computer and Information  
Science

## **Thesis**

NGPLS - 一個非 GPS 之定位系統

NGPLS - A Non GPS Position Location System

Student: Da-Ming Fan

Advisor: Prof. Chih-Ming Huang

**June, 1997**

NGPLS - 一個非 GPS 之定位系統  
NGPLS - A Non GPS Position Location System

研究生：范大銘 Student: Da-Ming Fan  
指導教授：黃志銘 Advisor: Chih-Ming Huang

國立交通大學  
資訊科學系  
碩士論文

A Thesis  
Submitted to Department of Computer and Information Science  
College of Electrical Engineering and Computer Science  
National Chiao Tung University  
in partial Fulfillment of the Requirements  
for the Degree of  
Master  
in  
Computer and Information Science

June 1997

Hsinchu, Taiwan, Republic of China

中華民國八十六年六月

The "NCTU Dissertations and Theses Upload System" will Automatically generated.

**National Chiao Tung University**  
**Authorization of Copyright to E-version of**  
**Doctoral/Master's Thesis**

(For licensor to bind as 2<sup>nd</sup> page of the thesis's inside cover)

The degree thesis authorized is required by \_\_\_\_\_ (Dept.),  
National Chiao Tung University in \_\_\_\_\_ (Month), \_\_\_\_\_ (Year).

Thesis Title:

Advisor:

Agree  Disagree

I hereby, non-exclusively and for free, authorize this thesis to National Chiao Tung University and University System of Taiwan Library. Based on promoting the idea of 'Resource Sharing & Mutual Benefit and Collaboration' among readers, as well as feed back to the society and academic research, National Chiao Tung University and UST Library are allowed to include, reproduce and utilize in different forms (paper, CD-ROM, other digitized materials) regardless of regions, time, and frequency. Abiding by the Copyright Law, readers can search online, read, download, or print out the thesis.

Range and Time for Uploading:

NCTU and UST LAN	<input checked="" type="checkbox"/> Accessible from /Y. /M. /D.
Off-Campus Internet	<input checked="" type="checkbox"/> Accessible from /Y. /M. /D.

**Authorized by: xxx**

**Signature:** \_\_\_\_\_

/Year

/Month

/Date

The "NCTU Dissertations and Theses Upload System" will Automatically generated.

# National Chiao Tung University

## Authorization of Copyright to Doctoral/Master's

### Thesis

(For licensor to bind as 2<sup>nd</sup> page of the thesis's inside cover)

The degree thesis authorized is required by \_\_\_\_\_ (Dept.),  
National Chiao Tung University in \_\_\_\_\_ (Month), \_\_\_\_\_ (Year).

Thesis Title:

Advisor:

■ Agree

I hereby, non-exclusively and for free, authorize this thesis to National Chiao Tung University. Based on promoting the idea of 'Resource Sharing & Mutual Benefit and Collaboration' among readers, as well as feedback to society and academic research, National Chiao Tung University is allowed to include, reproduce and utilize in paper. Abiding by the Copyright Law, readers can read or print out the thesis.

The thesis accounts for one submitted by me to the MOEA's Intellectual Property Office for the patent application (Ignore if not applying). The application number is \_\_\_\_\_, please postpone the disclosure of the thesis to \_\_\_\_/Year \_\_\_\_/Month \_\_\_\_/Date.

**Authorized by: xxx**

**Signature:** \_\_\_\_\_

**/Year**

**/Month**

**/Date**

The "NCTU Dissertations and Theses Upload System" will Automatically generated.

# Authorization of Online Access to Doctoral/Master's Thesis, National Central Library

ID: GT00 (+ Student Number)

The degree thesis authorized is required by \_\_\_\_\_ (Dept.),  
National Chiao Tung University in \_\_\_\_\_ (Month), \_\_\_\_\_ (Year).

Thesis Title:

Advisor:

I hereby agree to non-exclusively and for free authorize this thesis (Abstract included) to National Central Library, who is allowed to, regardless to regions, time, and frequency, reproduce in different forms (MF, CD-ROM, other digitized products) and upload to the Internet for readers to non-profit-making search online, read, download, or print out the thesis.

※ The non-profit-making purpose of online search, reading, downloading, or printing should follow the copyright laws and regulations.

**Authorized by: xxx**

**Signature:** \_\_\_\_\_

**/Year /Month /Date**

1. This form should be written in Black, two copies. One for binding as 2<sup>nd</sup> page of the Authorization of Copyright to Doctoral/Master's Thesis (see Appendix 3-2); the other for submitting by the Dept. to National Central Library before leaving the university.



Appendix 4: Sample of Verification from Oral Examination Committee. Please notify committee members' job titles, such as Prof. or Dr..

# National Chiao Tung University

## Verification from Oral Examination Committee

NCTU  
Dept. of Computer and Information Science

Master \_\_\_\_\_

Mr./Ms. \_\_\_\_\_

Thesis:

\_\_\_\_\_  
\_\_\_\_\_  
\_\_\_\_\_

Fulfill the Master's Requirement; reviewed and verified by this committee.  
Oral Examination Committee Members:

_____	_____
_____	_____
_____	_____
_____	_____
_____	_____

Advisor:

\_\_\_\_\_

Head of Dept.:

/Year /Month /Date

————(English Title)————

---

Student: ————

Advisors: Dr. ————

Dr. ————

Dr. ————

Department (Institute) of ————  
National Chiao Tung University

ABSTRACT

A procedure is ————

—————  
—————  
—————  
—————  
—————  
—————

## Acknowledgement

---

---

---

---

---

Table of Contents

Chinese Abstract	.....	i
English Abstract	.....	ii
Acknowledgement	.....	iii
Table of Contents	.....	iv
List of Tables	.....	v
List of Figures	.....	vi
Symbols	.....	vii
I.	<b>Introduction</b> .....	1
II.	<b>Research Methods</b> .....	7
2.1	xxxxx.....	10
2.1.1	xxx.....	11
2.1.2	xxxxxxx.....	12
2.2.1	xxxx.....	13
2.2.2	xxxxxxxxx.....	14
2.2.3	xxx.....	15
III.	<b>Theories</b> .....	16
3.1	xxxxx.....	17
3.2	xxxx.....	19
IV.	<b>Experiment</b> .....	21
4.1	xxx.....	22
4.2	xxxx.....	23
V.	<b>Conclusion</b> .....	24
5.1	xxxxxxx.....	25
5.2	xxxxxxxxx.....	27
VI.	xxx.....	30
6.1	xxxxxxxxx.....	32
6.2	xxxxxxxxxxx.....	34
Bibliographies	.....	35
Appendix 1	.....	36
Appendix 2	.....	37
Autobiography	.....	40

Appendix 8: Symbols

Symbols

- $\Delta g_c$  : chemical free energy difference
- $\sigma$  : interfacial energy per unit area
- $A$  : elastic strain energy coefficient
- $B$  : stress induced martensite
- SIM : stress induced martensite
- $\sigma^{P-M}$  : critical stress to induce SIM
- $\gamma$  : surface tension force
- $r_1, r_2$  : radius of curvature
- $\Delta\mu$  : chemical potential gradient
- $\Omega$  : atomic volume
- T.D. : theoretical density

Appendix 9: Bibliographies

Bibliographies

- 1. -----
- 2. -----
- 3. -----
- 4. -----
- 
- 
- 
-

## Appendix 1

-----  
-----  
-----

- .
- .
- .
- .
- .

## Autobiography (or CV)

-----  
-----  
-----

- .
- .
- .
- .
- .
- .
- .
- .

-----  
-----  
-----  
-----

Appendix 12: Examples of Book Spine

